

## DRESS CODE

### 1. Juveniles

#### Sponsorship Logos:

Three sponsor logos are permitted per couple but must not exceed 40 square cms.

Illustrations of dresses are available on the DFI website

#### GIRLS Dress – Ballroom, Latin and Sequence

Dresses not to be decorated in part lace panels, motifs, bows, ribbons or buttons

One hem length all the way round. Simple plain or pleated skirt only.

Hair Decoration - NO Hair Decoration Permitted

Only jewellery of a personal/religious nature may be worn

Armbands, Neckbands and Gloves in material are NOT permitted

Note: Teachers are asked to advise parents that choice of hairstyles on juvenile girls to be in good taste and appropriate to the age group. NO Make up permitted on Juveniles

Materials: All materials used within the dress must be the same colour (dye Match) throughout. Material e.g. Dance Crepe, Lycra, Lace, Stretch Satin, Chiffon Velvet or similar materials

Bodice Material used must be the same self-coloured as the skirt. See-through Material must be fully lined.

Bodice length to be waistline or hipline

Sash to be no wider than 5 cms to cover the join

Buttons and sashes for fastening purposes only

Neck Lines Back and front view as illustrated but not to be lower than top of armpit

One Frill up to 7.5 cms in depth or a simple collar

Keyhole back is permitted but not lower than top of armpit

Back Views See illustrations

Sleeves Long (straight or small bishop), short, elbow length, short puff, cap

NO Frills or Dolman

#### Skirt Length Ballroom/Latin

Not below the knee and not more than 5 cm above the top of the knee

One underskirt only permitted and may have a frill up to 8.5cm

## Sequence

10cm from the top of the socks to the hem of the dress

Two underskirts only permitted

Crinoline or wire permitted in hemline of top skirt only.

Satin Ribbon as binding may be used on hems but NOT for decoration

Note. A small bow may only be used on belt or sash as fastening

Shoes Block heel only with a maximum height of 3.5cm

High heel shoes are NOT permitted

White ankle socks MUST be worn.

Permitted Styles as illustrated – need to scan page

Boys Dress – Ballroom, Latin and Sequence

Black trousers, plain white shirt with black tie.

Trousers Normal waisted black OR High waisted black  
(underfoot strap optional)

Plain Black NO same stripe materials

No Satin Stripes permitted on side seams

NO Satin waistbands or similar decoration

Material Material e.g. polyester, wool, stretch helenca, suiting, mohair

Shirts Plain white long sleeved with usual collar shirt, cotton or  
Polycotton, polyamide, lycra or similar unshiny material. Shirt must be

Tucked into trousers

Wing collars NOT permitted

Extra Full Sleeves NOT permitted. Sleeves must be full length only  
and must have a single or double cuff. Cuff fasteners to be buttons  
or small plain cufflinks. Sleeves may NOT be worn rolled up

Ties Plain black tie for Ballroom and Sequence

Plain black bow tie for Latin

Belts Belt must be narrow with small buckle

Shoes            Black

2. Beginners Class – Adult or Junior
  - a. Boys/Men As specified in Juvenile rule
  - b. Girls/Ladies: Girls/Ladies in Beginner competitions must wear a simple dress or Leotard and wrap-over skirt. No dress can have any sequin, diamante or Similar decoration

### 3. Ballroom Sequence

For all grades above Junior Beginner and Adult Beginner

Possible styles of dress for male competitors

Dark Trousers, Plain White Shirt with black tie

Dark Trousers, Plain white shirt with black tie and pullover or waistcoat

Lounge suit

Dinner suit

Tail suit

### 4. Dress Code for Starters

Casual clothes are acceptable in this section

For example: Tie-shirt, sweat shirt, blouse, polo neck, normal shirt with or without tie, jeans, training bottoms, dresses, skirts, pants.

Teachers are asked to advise parents on what is appropriate.


The juvenile dress may also be used in the section.

## JUVENILE DRESS CODE

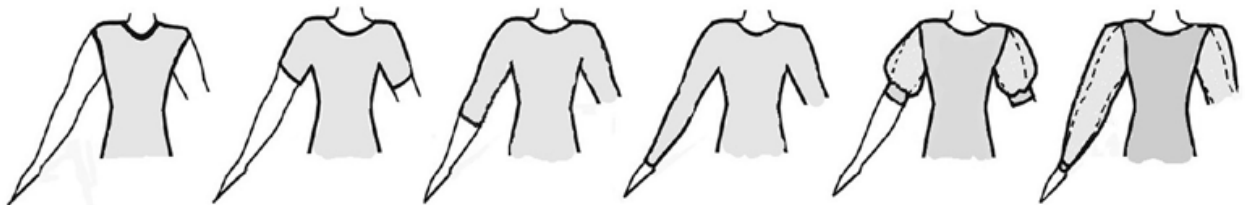
### Skirts:

- plain or pleated, made of minimum 1 to maximum 3 half circles - **OA**, one simple circular underskirt allowed, bigger underskirt - **NA**.
- frills on the skirt or the underskirt, boning, soft boning or fishing line used in the hem of the skirt – **NA**
- length **must not** be more than 5 cm above the knee and not longer than just below the knee cap.


- allowed cuts, others -  
**NA**




**Sleeves** – allowed cuts, others - **NA**:



**Necklines** – allowed cuts, others – **NA**



Examples:



## JUNIOR 1 DRESS CODE

### Boys dress – Standard/Ballroom

White long sleeved plain shirt

Black tie to be worn with plain white shirt

Black only vest/waistcoat (optional)

Black only trousers

White bow-tie may be worn with white dress shirt

Long sleeved polo-neck top (Black or White)

### Girls dress – Standard/Ballroom

Competition dress allowed

Any colour except skin colour

Two-piece not allowed

Decorations – not allowed: stones, sequins, glitter thread/glitter fabric, beads.

Decorations – allowed: lace, flowers, feathers

### Boys dress - Latin

Any colour shirt (except skin colour) can be worn inside or outside the trousers

Any colour long sleeved polo-neck top (except skin colour) can be worn inside or outside the trousers

Shirt can be opened to breastbone

No decorations on shirt/top allowed

No rolled up sleeves

Any colour trousers (except skin colour) can be worn

#### Girls dress - Latin

Competition dress allowed

Any colour except skin colour

Decorations – not allowed: stones, sequins, glitter thread/glitter fabric, beads.

Decorations – allowed: lace, flowers, feathers

#### MAKE-UP

No make-up allowed

#### HAIR

If hair is long it must be in a pony tail

No coloured hairspray

#### GIRLS SHOES

Heels: maximum 5cm or 2in

